

HOME OF THE WESTLAKE WIZARDS

CVUSD | *Facilities Master Plan*


CVUSD - WESTLAKE COMPLEX

Westlake Elementary School | *Survey*

1571 East Potrero Road | Westlake Village, CA 91361

Conejo Valley Unified School District

December 16, 2016 - DRAFT (V3)



NAC Architecture

837 North Spring Street, 3rd Floor |
Los Angeles, CA 90012

Contact: 323.475.8075

E-mail: lochoa@nacarchitecture.com

Website: www.nacarchitecture.com

Existing Site Summary

Neighborhood:

Westlake Elementary School is located in Westlake Village, bound by East Potrero Road to the south, Lake Eleanor Creek to the north, and residential lots to the east and west. The campus is located in a residential neighborhood, and is surrounded by Lake Eleanor Sentinel, Conejo Ridge Open Space and the local park. The closest major intersection is Westlake Boulevard and East Potrero Road.

Instruction:

Westlake Elementary School currently serves 540 students from Kindergarten through 5th grade. In addition to their general education instruction, the campus has programs for after school enrichment, participates in GATE, and has created Art Masters. The school's technology program is especially strong, and is supported by a dedicated Makerspace. Students spend several days a week creating news broadcasts, and experimenting 3D printers and Lego Robotics.

Summary of Facilities:

The core buildings on the campus were built in 1969 with Spanish Mission tile roofs and stucco exterior finishes. Additional general classrooms, in the form of modular buildings were added in the late 1990s. The site has been well maintained over the years, and permanent structures were observed to be in good working condition. The site is organized into two halves, with structures occupying the southern zone, and four baseball/softball fields to the north. Students are afforded a diverse number of outdoor areas, including turf fields, two play structures, hardcourts and academic courtyards. Three sides of the site are lined with exceptionally tall, sheltering and mature trees.

Building Systems:

The HVAC systems on campus are multi-zone units and appear to be functioning adequately overall, though they are nearing the end of their life-cycle. Plumbing and sewer systems appear to be well maintained. The current electrical capacity and distribution meet the school's needs.

Technology:

The site has been modernized with an updated fiber network, wireless access points and copper in all rooms. There is a desire for wireless coverage in exterior spaces. Classrooms have transitioned to mobile devices. The importance of technology in the school's curriculum is apparent in the campus' two computer labs, Makerspace classroom and updated library.

Energy:

There are currently no renewable energy systems installed on campus. Gas and electricity use across the past 3 years are relatively consistent indicating similar demands and the unlikelihood of gas leaks and/or errant electricity use. Water use data for the past year indicates an increase in water use from 2015. As the current HVAC equipment is nearing the end of their useful life, there is an opportunity to install more energy efficient models/systems to reduce the demand for energy.

Site Attributes:


The most visually apparent site attribute is the large, well landscaped grounds. The campus character is greatly enhanced and shaped by the mature trees and adjacent open parks. Within the campus, the school and the wider community enjoys the use of Westlake Elementary School's playfields. The materiality of the building structures match those of the neighboring houses with their Spanish Mission tile roofs and stucco finish. The main entrance to the school appears as three arched gateways. The library is identified as the heart of the school, and spaces such as the Makerspace classroom are important fixtures on the campus.

Site Opportunities:

There are several opportunities for improving the campus environment. The kitchen and multi-purpose room are undersized and do not meet the current needs of the campus. While lunch is served in the multi-purpose room, students eat outside; tables and chairs rolled outside during lunch hours and rolled back into the multi-purpose room daily. Shade structures in the playground spaces could be beneficial to the campus. Improvements to the Kindergarten playground may be explored as well. A low fence surrounds this zone of the school; student safety may be enhanced by modernizing this area.

Table of Contents

0.0	Cover Sheet
1.0	Table of Contents / Executive Summary
2.0	Complex Context Map
INSTRUCTIONAL INFORMATION	
3.0	Project Location Plan & Data
4.0	Instructional & Campus Summary
5.1	Existing Campus Plan
5.2	Existing Campus Building Data
6.0	Existing Campus Building Use - First Floor
7.0	Existing Campus Image Key Map
7.1	Existing Campus Images
7.2	Existing Campus Images
8.0	Specialized Program
FACILITY INFORMATION	
9.0	Facility Certification Requirements
	Site Challenges & Proposed Site Modernization Summary
10.0	
10.1	Drop-off Points and Circulation
10.2	Facility Accessibility
11.0	Energy Use
12.0	Core Facilities Data
TECHNOLOGY	
13.0	Campus Technology
13.1	Campus Technology Continued
PROJECT REQUESTS	
14.0	Observations Summary



CVUSD Westlake Complex



Legend


- Elementary School
- Middle School
- High School
- Special Education School
- Magnet School
- Parks
- Other Community Resources

CVUSD Westlake Complex Sites

LOCATION CODE	SITE NAME	SCHOOL MANAGEMENT SERVICES SITE TYPE	GRADE LEVEL CONFIG
WESTLAKE	WESTLAKE	Elem. School	K-5
WESTLAKE	WESTLAKE	High School	9-12
WESTLAKE	CARDEN CONEJO	Charter School	Pre K- 5
WESTLAKE	CONEJO	Magnet/Elem. School	K- 5
WESTLAKE	WESTLAKE HILLS	Elem. School	K- 5
WESTLAKE	COLINA	Middle School	6-8
WESTLAKE	LANG RANCH	Elem. School	K- 5
WESTLAKE	LOS CERRITOS	Middle School	6-8
WESTLAKE	MEADOWS ARTS AND TECHNOLOGY	Charter School	K-5
9			

Community Resources

DESCRIPTION	LOCATION	CITY
Conejo Ridge Open Space	Various trailheads	Thousand Oaks
Triunfo Community Park	980 Aranmoor Ave	Thousand Oaks
Westlake Village Library	31220 Oak Dr	Westlake Village
Berniece Bennett Park	31800 Village Center Rd	Westlake Village
Evenstar Triunfo Greenbelt	Various trailheads	Westlake Village
Conejo Valley Makerspace	31352 Via Colinas #104	Westlake Village
The Discovery Center for Science and Technology	600 Hampshire Rd #140	Westlake Village
Westlake Village Park/YMCA	31105 Thousand Oaks Blvd	Westlake Village
Thousand Oaks Civic Arts Plaza	2100 Thousand Oaks Blvd	Thousand Oaks
Conejo Creek South Park	1300 E Janss Rd	Thousand Oaks





Westlake Elementary School | Survey
1571 East Potrero Road | Westlake Village, CA 91361
Conejo Valley Unified School District
December 16, 2016 - DRAFT (V3)

Project Location Map



Westlake Elementary

FACILITIES - CLASSROOM INVENTORY									
K-12 School Facility	Grade/Type	Number of Teaching Stations					Projections		
		Total # of Teaching Stations	Permanent	Quality Modularity	Owned Portables	Leased Portables	Capacity	Rms Utilized	Ratio
As used for the 15/16 School Year									
*1-3 inclds Sci Lab, *4-5 inclds Art, Band RT/VELD	Jr K	0					1	20.00	20
	K	5	4	1			4	22.00	84
	1-3	12	12				11	22.00	239
	4-5	8	6		2		6	30.00	176
	SDC	1				1	1	-1	
	LC LAB	1				1	1	0	
Sub-Total K-5		28	23	1	4	0	580	25	519

ENROLLMENT HISTORY																				
Grade	2017	2016	2015	2014	2013	2012	2011	2010	2009	2008	2007	2006	2005	2004	2003	2002	2001	2000	1999	1998
Jr K		21	19	22	19	13														
K		84	84	66	70	84	95	69	68	68	82	77	81	84	82	78	85	100	88	83
1		92	76	67	85	81	79	90	84	87	83	84	90	101	83	99	104	105	97	95
2		84	69	85	81	85	86	84	91	88	84	86	123	90	105	110	103	100	98	67
3		76	93	84	85	83	87	90	90	87	82	105	86	109	118	105	105	100	74	97
4		93	83	88	92	84	91	97	96	87	107	89	111	119	107	108	102	72	104	104
5		90	91	91	82	104	101	100	92	105	88	101	129	111	119	109	87	106	111	101
6					0	0	0	0	0	0	0	0	0	0	0	0	32	54	46	87
Total Elem	0	540	515	503	514	534	539	530	521	522	526	542	620	614	614	609	618	637	618	634
Special Ed			0	1	1	3	4	4	4	2	5	7	6	3	0	0	0	0	0	1
TOTAL	0	540	515	504	515	537	543	534	525	524	531	549	626	617	614	609	618	637	618	635

PRINCIPAL PROJECTIONS											
Grade	Forecast		4/23/2015	5/26/2015	8/18/2015	Primary & Upper Totals	Teacher Calculation			15-16 Budget Calc	14-15 Staffing
	Students	Teachers					21.50	Teacher by Ratio	Students per class		
Special Ed											
TK			22	22	18	18	1.00	1	18	1	1
K	70	3.26	72	78	82	316	3.81		22		15
1	72	3.35	71	72	74		3.44	14.70	22		
2	69	3.21	68	68	68		3.16		22		
3	86	4.00	89	89	92		4.28		22		
4	88	2.93	82	84	85	176	2.83	5.87	30	6	5
5	89	2.97	91	92	91		3.03		30		
TK - 5	474	13.81	495	505	510	510					
		5.90									
TOTAL	474	19.71	495	505	510	510	20.56		22		21

Enrollment Data

For Secondary Schools

Classrooms 800 Square Feet and greater will be considered an "Available Classroom". On the color coded survey plan they can occur as BASIC CLASSROOM (Orange); SPECIALITY CLASSROOM (Light Blue); SCIENCE (Yellow).

If the rooms are being used for instruction and they are 799 Square Feet and under, they will be considered a "Small Room", with a different Color Code. Provide a description in the keynote as to its current use.

For Elementary Schools

Classrooms 720 Square Feet and greater will be considered an "Available Classroom". On the color coded survey plan they can occur as BASIC CLASSROOM (Orange); SPECIALITY CLASSROOM (Light Blue); SCIENCE (Yellow).

If the rooms are being used for instruction and they are 719 Square Feet and under, they will be considered a "Small Room", with a Different Color Code. Provide a description in the keynote as to its current use.


For Span and other types of Schools

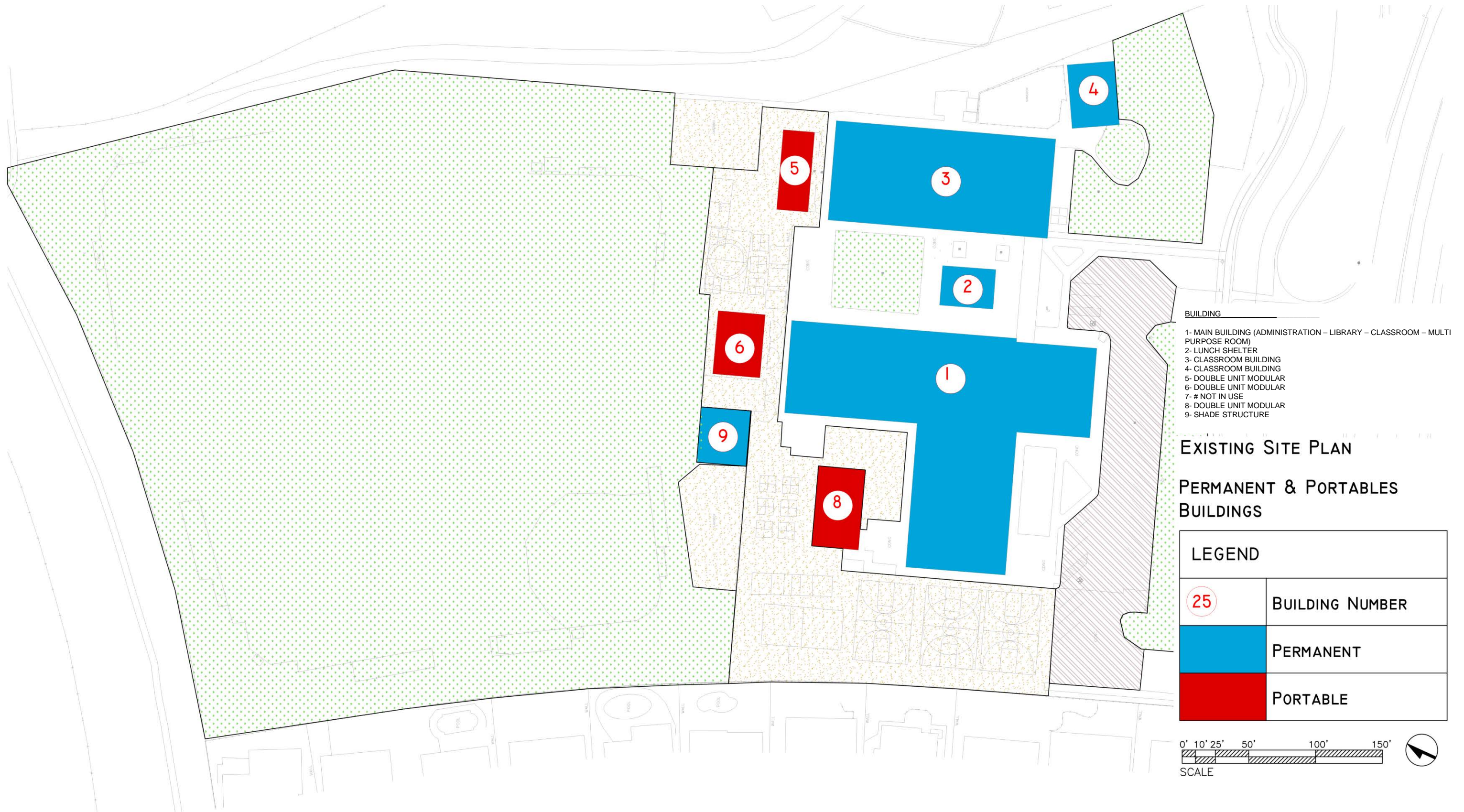
Identify what age group the space is used for the majority of the day – use rules above for Secondary Schools and Elementary Schools. Provide a description in the keynote as to its current use.

WESTLAKE ELEMENTARY													
Location Code: 0000					Campus Summary								
Site Information					Totals			Total Planned Site Capacity:			Totals		
Current Useable Area:					9.1 Acres			Current Enrollment:			540		
Current Playground Area:					4.5 Acres			Planning 2-Semester Capacity:			580		
Playground Area Required					1.52			Enrollment to use for Planning			519		
					Current Classrooms			Potential Classrooms + Current Classrooms			Classrooms Identified by the School		
Classroom Status for School:					Permanent	Portable	Totals	Permanent	Portable	Totals	Permanent	Portable	Totals
Available Classrooms 720 Square Feet or greater:					16	3	19	16	6	22	16	3	19
Available Small Rooms 719 Square Feet or smaller:					8	0	8	8	0	8	8	0	8
Totals:					24	3	27	24	6	30	24	3	27

Analysis:

Most classroom buildings on the site are original to the campus, and little deviation was observed between the current uses and their original intended function. Two portable building spaces are currently used for child care, and are identified as three potential classrooms.





School District Site Name	Street Address	City	Zip Code St Plus Four	School District Building Name	Building Rating Classification	Square Footage	Fire Const. Code	Fire Const. Type	Roof Type	Year Built	Year Renovated				Status	Vacant Is Vacant Y/N
											Roof	HVAC	Electric	Plumbing		
Westlake Elementary	1571 East Potrero Road	Westlake Village	CA 91361-1529	1-Admin/Multi purpose	Elementary	20,160	5	Modified Fire Resistive	Composition	1969	2007	2004	1999	2004	Owned and occupied by the district	N
Westlake Elementary	1572 East Potrero Road	Westlake Village	CA 91361-1530	2-Lunch Shelter	N/A	1,200	N/A		N/A	1997	N/A	N/A	N/A	N/A	Owned and occupied by the district	N
Westlake Elementary	1571 East Potrero Road	Westlake Village	CA 91361-1529	3- Classrooms 1-10	Elementary	9,056	5	Modified Fire Resistive	Composition	1969	1994	2004	1999	2004	Owned and occupied by the district	N
Westlake Elementary	1571 East Potrero Road	Westlake Village	CA 91361-1529	4- Kindergarten 2A	* Portable	1,440	5	Modified Fire Resistive	Metal	1999	1999	1999	1999	1999	Owned and occupied by the district	N
Westlake Elementary	1571 East Potrero Road	Westlake Village	CA 91361-1529	5- Childcare	Elementary	1,440	5	Modified Fire Resistive	Metal	1988	1988	2004	1999	2004	Owned and occupied by the district	N
Westlake Elementary	1571 East Potrero Road	Westlake Village	CA 91361-1529	6- Classroom 27-28	Portable	1,440	5	Modified Fire Resistive	Metal	1997	1997	2004	1999	2004	Owned and occupied by the district	N
Westlake Elementary	1571 East Potrero Road	Westlake Village	CA 91361-1529	8- Classroom 24-25	Portable	1,920	5	Modified Fire Resistive	Metal	1964	1964	2004	1999	2004	Owned and occupied by the district	N
Westlake Elementary	1572 East Potrero Road	Westlake Village	CA 91361-1530	9-Shade Structure	N/A	N/A	N/A	N/A	N/A	N/A	N/A	N/A	N/A	N/A	Owned and occupied by the district	N


*Buildings noted here as Portable but observed on site to be modular construction have been identified as permanent buildings in the site plans.



Existing Facilities:

3 buildings are over 40 years old
And 3 buildings are over 30 years old

The oldest permanent buildings on the campus were 47 years old at the time this survey was taken, while the oldest portable building was 52 years old. Built with durable materials, the floor and wall components appear to be in good condition. The roofing across the campus is between 9 and 28 years old. The roofs are in need of repair. The major building systems are between 12 and 17 years old, with the HVAC systems at the end of their useful life. Most portable building infrastructure is original.




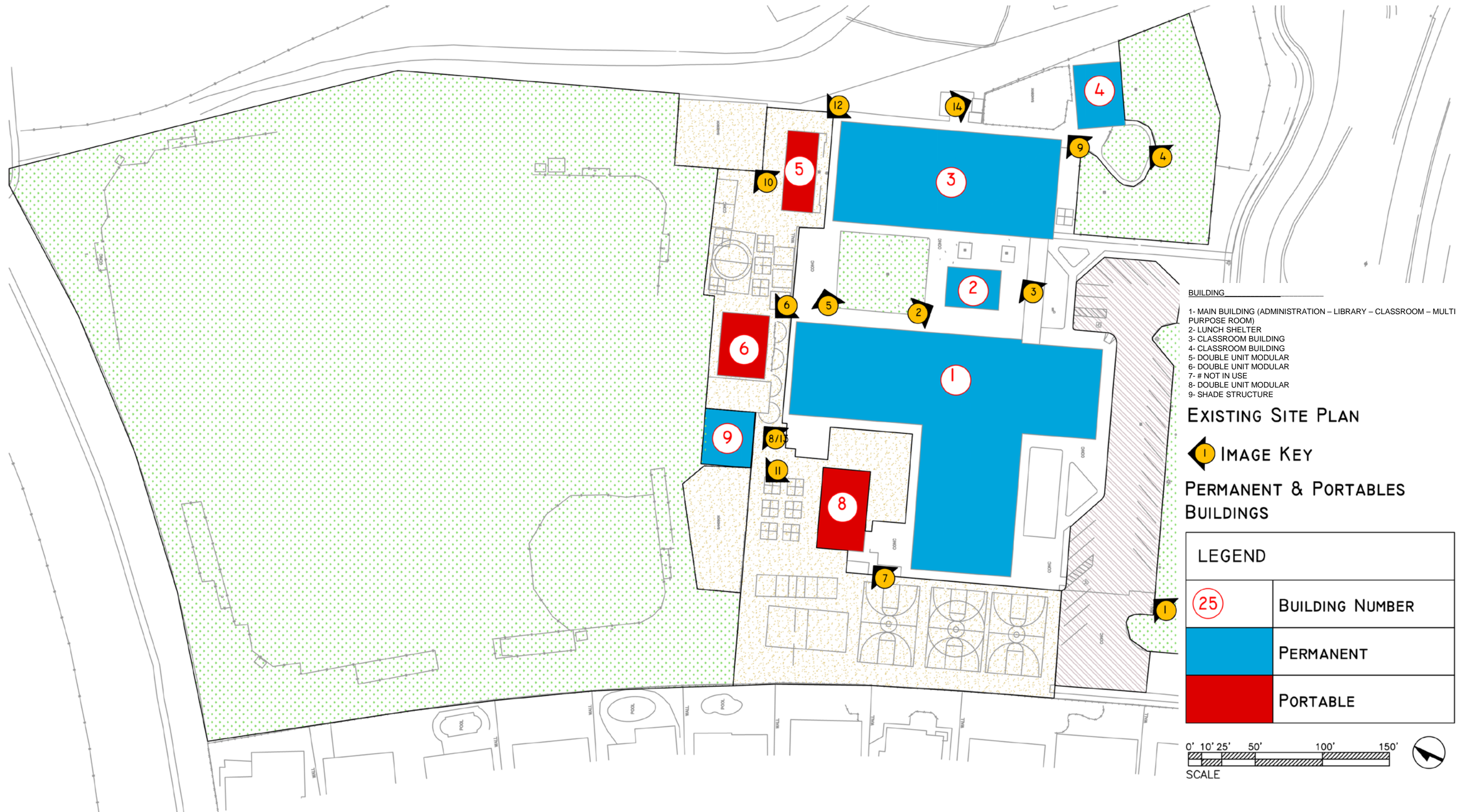
KEY NOTES

- 1 THIS GENERAL CLASSROOM IS CURRENTLY BEING USED AS A CHILD CARE ROOM.
- 2 THIS GENERAL CLASSROOM IS CURRENTLY BEING USED AS A MAKER SPACE CLASSROOM.
- 3 GENERAL CLASSROOMS 16 AND 17 ARE CURRENTLY BEING USED AS DEDICATED COMPUTER LABS.
- 4 THIS SPEECH THERAPY OFFICE IS CURRENTLY BEING USED AS A CONFERENCE ROOM.
- 5 THIS PORTABLE BUILDING CONTAINS TWO ROOMS USED FOR CHILD CARE.
- 6 THIS WAS A COMPUTER LAB, BUT WAS OBSERVED TO BE CLASSROOM SUPPORT RATHER THAN A DEDICATED TEACHING SPACE.

INTERIOR BUILDING SPACES CURRENT USES

- ### LEGEND
- INSTRUCTIONAL**
- BASIC CLASSROOM
 - SPECIALITY CLASSROOM
 - SCIENCE CLASSROOM
 - SMALL ROOM
 - CLASSROOM SUPPORT
- GENERAL**
- ATHLETIC
 - LIBRARY/MEDIA
 - STUDENT SUPPORT
 - ADMINISTRATIVE
 - ASSEMBLY
 - CIRCULATION
 - OPERATIONAL SUPPORT
 - FOOD SERVICE
 - SPACE IS NOT USED





- BUILDING**
- 1- MAIN BUILDING (ADMINISTRATION – LIBRARY – CLASSROOM – MULTI PURPOSE ROOM)
 - 2- LUNCH SHELTER
 - 3- CLASSROOM BUILDING
 - 4- CLASSROOM BUILDING
 - 5- DOUBLE UNIT MODULAR
 - 6- DOUBLE UNIT MODULAR
 - 7- # NOT IN USE
 - 8- DOUBLE UNIT MODULAR
 - 9- SHADE STRUCTURE

EXISTING SITE PLAN

1 IMAGE KEY

PERMANENT & PORTABLES BUILDINGS

LEGEND	
25	BUILDING NUMBER
	PERMANENT
	PORTABLE

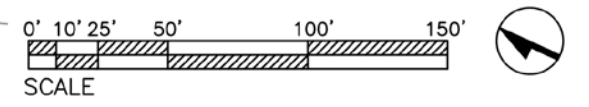




Photo 1
 Building Name: Admin/Multi Purpose Building
 Building Number: 1
 Description: View of main entry from parking lot.



Photo 2
 Building Name: Lunch Shelter
 Building Number: 2
 Description: Lunch shelter adjacent to multi-purpose room.



Photo 3
 Building Name: Classroom Building
 Building Number: 3
 Description: Exterior view of general classrooms.



Photo 4
 Building Name: Kindergarten Building
 Building Number: 4
 Description: Kindergarten Building, currently used as a transitional kindergarten classroom.



Photo 5
 Building Name: Child Care Building
 Building Number: 5
 Description: View of portable Child Care Building from adjacent academic courtyard.



Photo 6
 Building Name: Classroom Building
 Building Number: 6
 Description: Portable building housing a general classroom and an afternoon child care room.



Photo 7
 Building Name: Classroom Building
 Building Number: 8
 Description: Two portable classrooms one of which is a maker space; the maker space classroom is only accessible through the use of stairs.



Photo 8
 Building Name: Shade Structure
 Building Number: 9
 Description: Lightweight steel structure with fabric canopy cover.



Photo 9

Building Name: N/A
Building Number: N/A

Description: Play structure adjacent to transitional kindergarten classroom.



Photo 10

Building Name: N/A
Building Number: N/A

Description: Play structure adjacent to child care rooms.



Photo 11

Building Name: N/A
Building Number: N/A

Description: Play structure adjacent to fabric canopy shade structure.



Photo 12

Building Name: N/A
Building Number: N/A

Description: Storage shed adjacent to Building 5.



Photo 13

Building Name: N/A
Building Number: N/A

Description: Storage Container



Photo 14

Building Name: N/A
Building Number: N/A

Description: Storage Shed



Photo 15

Building Name: Administration-Library-Multipurpose Room
Building Number: 1

Description: Interior view of library space.



Photo 16

Building Name: Admin/Multi Purpose Building
Building Number: 1

Description: Interior view of computer classroom.

Special Programs at Westlake Elementary School

Students are provided with a variety of special programs that encourage learning, community building, helping others, having fun, and learning about themselves and the world they live in. Please use the links below to explore some of the wonderful programs offered at our school.

AFTER SCHOOL -

An offering of enriching and fun environments that students can enjoy, and a stress-free, high-quality program that parents can rely on. You can choose from options that range from the less structured pace of Child Care to the more structured opportunities available in the After School Activities Program. All After School Programs are offered on a per-semester basis. Each semester coincides with the half way point of the academic calendar.

ART SCHOOL -

The Art Masters program gives our students a total art education and learning experience that is always enjoyed by our students.

CULTURAL ASSEMBLIES - Involving students in activities that will introduce them to a wide range of people is an effective way to create respect for cultural and racial diversity. Westlake Elementary is proud to offer a series of assemblies throughout the year.

READING COUNTS! -

Scholastic Reading Counts! is an independent reading program which combines reading practice and software-based reading assessment. Encouraging students to read through reward, the results have been fantastic!

TECHNOLOGY -



The use of computers at Westlake Elementary support and enhance the curriculum. From SMART Boards to educational software, our school is committed to providing a high quality technology education and experience for its students.

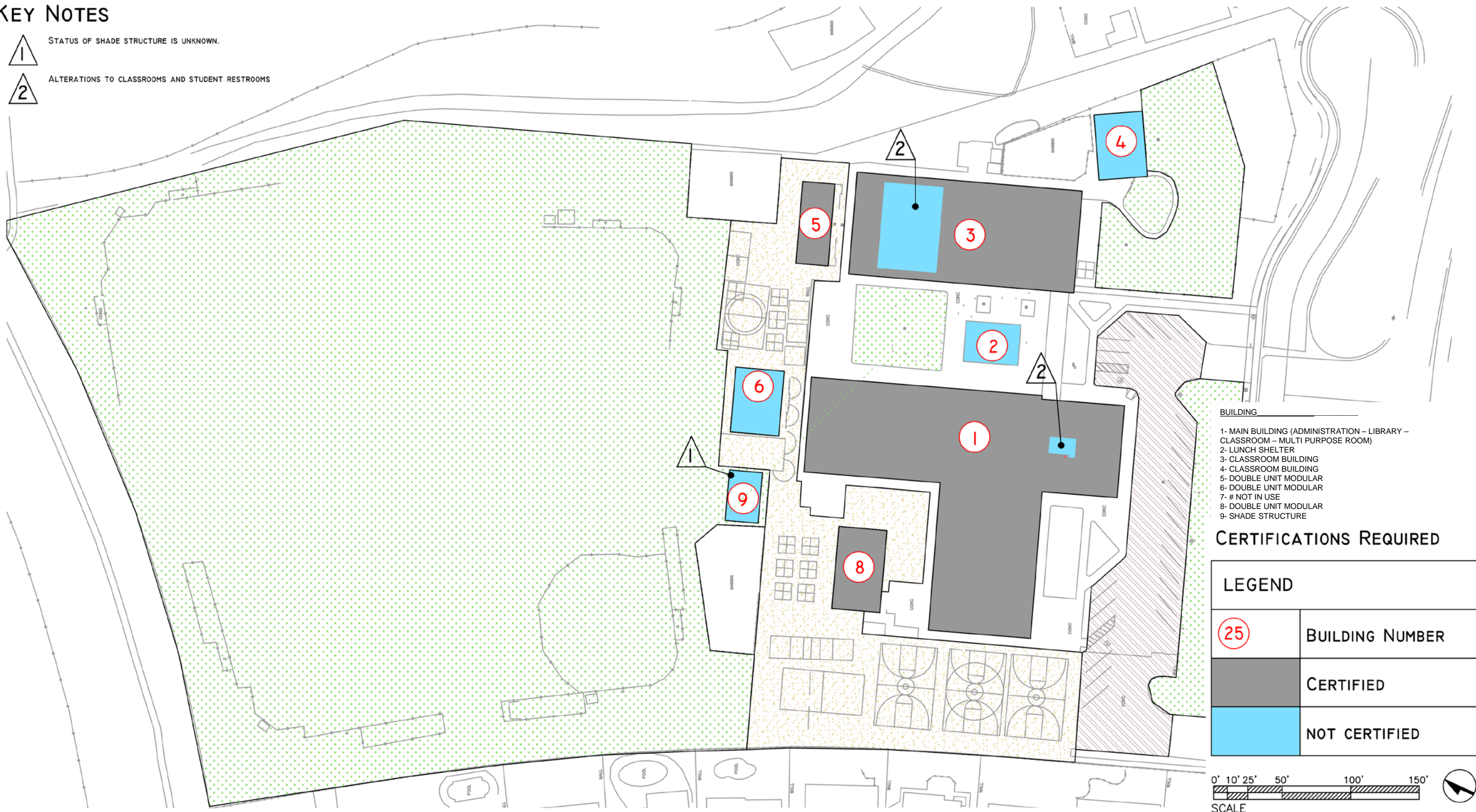
THE WIZARD –

Student Newspaper. If you have great photographs of school events or your student participating in recreational sports, please submit them for inclusion in the school paper! Please be sure to identify the students and activities in the photos as completely as possible. We are always looking for story ideas - particularly concerning students who are involved in unusual extracurricular activities. Please submit all photos and story ideas to thewizardnews@yahoo.com.






KEY NOTES


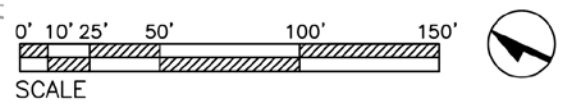
-  STATUS OF SHADE STRUCTURE IS UNKNOWN.
-  ALTERATIONS TO CLASSROOMS AND STUDENT RESTROOMS



- BUILDING**
- 1- MAIN BUILDING (ADMINISTRATION – LIBRARY – CLASSROOM – MULTI PURPOSE ROOM)
 - 2- LUNCH SHELTER
 - 3- CLASSROOM BUILDING
 - 4- CLASSROOM BUILDING
 - 5- DOUBLE UNIT MODULAR
 - 6- DOUBLE UNIT MODULAR
 - 7- # NOT IN USE
 - 8- DOUBLE UNIT MODULAR
 - 9- SHADE STRUCTURE

CERTIFICATIONS REQUIRED

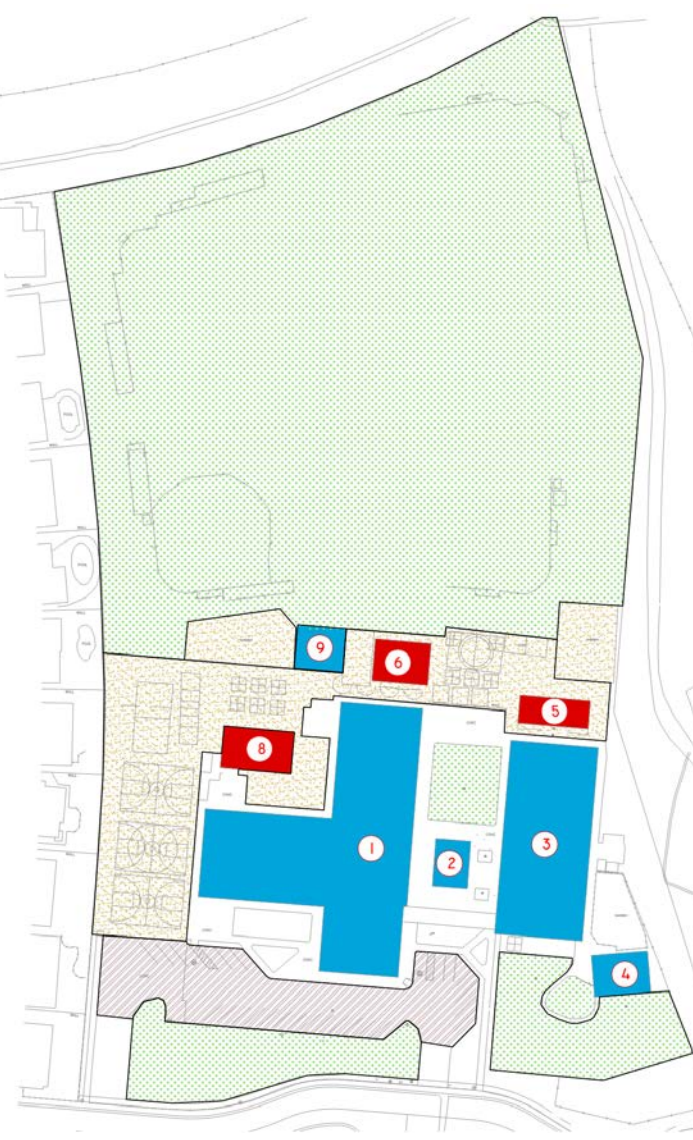
LEGEND	
	BUILDING NUMBER
	CERTIFIED
	NOT CERTIFIED



Westlake Elementary School | Survey
 1571 East Potrero Road | Westlake Village, CA 91361
 Conejo Valley Unified School District
 December 16, 2016 - DRAFT (V3)



- BUILDING**
- 1- MAIN BUILDING (ADMINISTRATION – LIBRARY – CLASSROOM – MULTI PURPOSE ROOM)
 - 2- LUNCH SHELTER
 - 3- CLASSROOM BUILDING
 - 4- CLASSROOM BUILDING
 - 5- DOUBLE UNIT MODULAR
 - 6- DOUBLE UNIT MODULAR
 - 7- # NOT IN USE
 - 8- DOUBLE UNIT MODULAR
 - 9- SHADE STRUCTURE



PERMANENT & PORTABLE BUILDINGS

LEGEND	
(25)	BUILDING NUMBER
Blue	PERMANENT
Red	PORTABLE

Site Challenges:

The primary challenge for the campus revolves around the kitchen and dining functions. Lunch occurs in three periods, with students filing in and out of the multi-purpose room to receive their lunch. Tables and chairs are stored in the building, but are rolled outside for lunchtime use. The kitchen is undersized and does not serve the school's needs. The secondary challenge involves the general age of the campus. While this appears as beneficial in its landscaping, it is an opportunity for improvement for the building structures. As the school has outgrown its original campus buildings, portables and auxiliary storage units have been installed on the site. These structures are now also aging, and would benefit from upgrades.

Site Modernization Opportunities:

Campus improvement opportunities are as follows:
 Campus modernization projects are intended to improve the safety and security of the students, better the instructional and play environments, and beautify the campus internally as well as its face to the neighborhood. Currently, the campus buildings are sheltered by a unique foreground of large trees along East Potrero Road. There are great opportunities to modernize the frontage of these buildings. On the internal side of campus, the aging structures are poised to receive exterior improvements, such as paint and reroofing. The academic courtyard adjacent to the lunch shelter may be reimagined as an expanded shaded area, flexible enough to act as larger dining and quiet play space. As evident in the survey, the students and wider community enjoy the use of the large play fields. To enhance their use of the space further, a zone or zones of shade structures may be implemented with, varied paving materials to mitigate the heat island effect. At the kindergarten play area, higher fencing or strategic landscaping may be placed to improve student safety. Swing structures have been identified as a potential benefit for the young students. General modernizations to keep the campus in good working condition may include upgrades to the building finishes and major building systems, some of which were nearing two decades old at the time the survey was taken. More efficient HVAC, plumbing and electrical systems are available today, and the school could greatly benefit from these greener technologies. ADA upgrades, including improvements to restrooms, hardware, signage, classroom plumbing fixtures, drinking fountains, and path of travel will ensure that all students, faculty and staff have access to the entire site. Currently, sets of ramps and stairs mediate between the levels changes at the hardcourts and building zone.

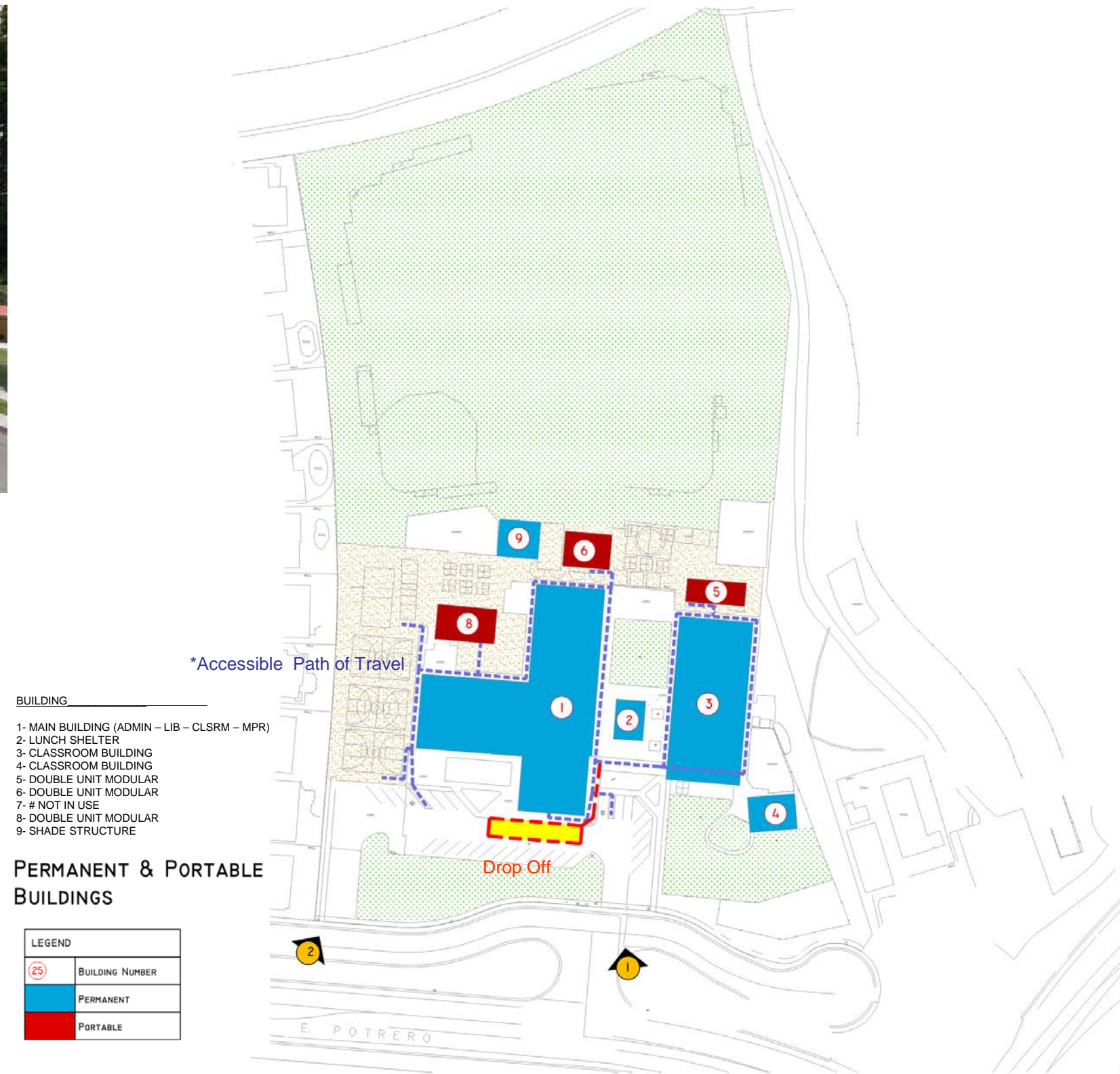




Image 1: DROP OFF ENTRANCE



Image 2: DROP OFF EXIT



Circulation Diagram

*Visually observed to be the accessible path of travel. Verification required.

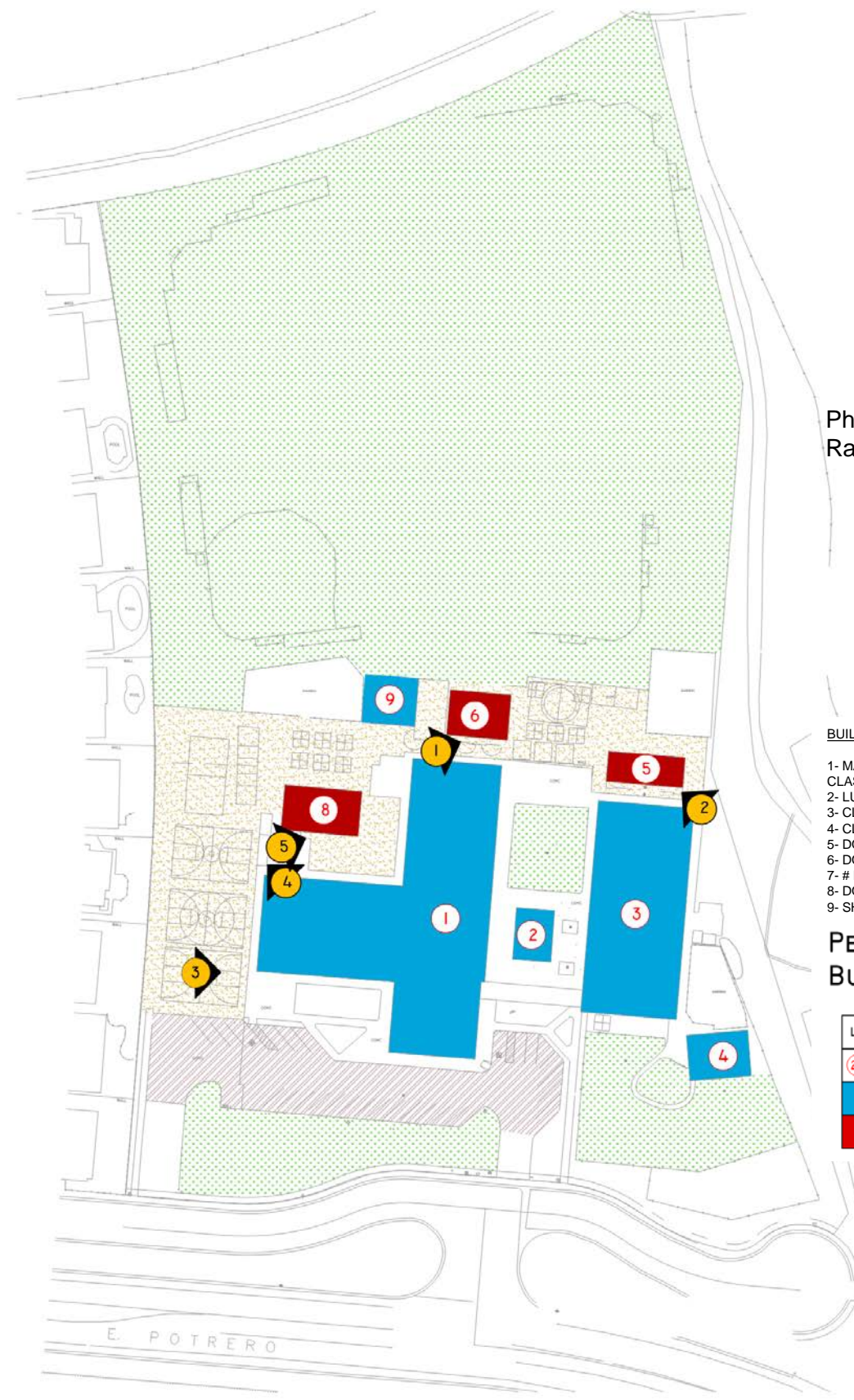


Photo 1
Ramp access to portable Classroom Building 6.



Photo 2
Ramp access to portable Classroom Building 5.

Photo 3
Ramp and stair access to Building 1.

- BUILDING**
- 1- MAIN BUILDING (ADMINISTRATION – LIBRARY – CLASSROOM – MULTI PURPOSE ROOM)
 - 2- LUNCH SHELTER
 - 3- CLASSROOM BUILDING
 - 4- CLASSROOM BUILDING
 - 5- DOUBLE UNIT MODULAR
 - 6- DOUBLE UNIT MODULAR
 - 7- # NOT IN USE
 - 8- DOUBLE UNIT MODULAR
 - 9- SHADE STRUCTURE

PERMANENT & PORTABLE BUILDINGS


LEGEND	
25	BUILDING NUMBER
	PERMANENT
	PORTABLE



Photo 4
Recent site improvements to provide better access to fields.

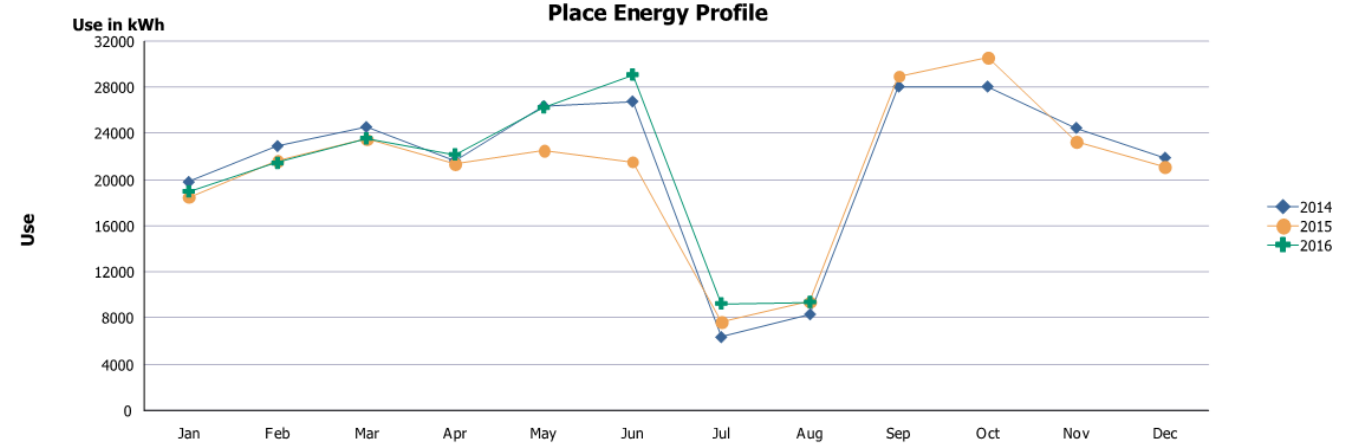


Photo 5
One must use stairs to access the Maker Space Classroom. Access to adjacent general classroom is by way of ramp.



Energy Use Summary

Place: [WESTLAKEELEM_1] Westlake Elem

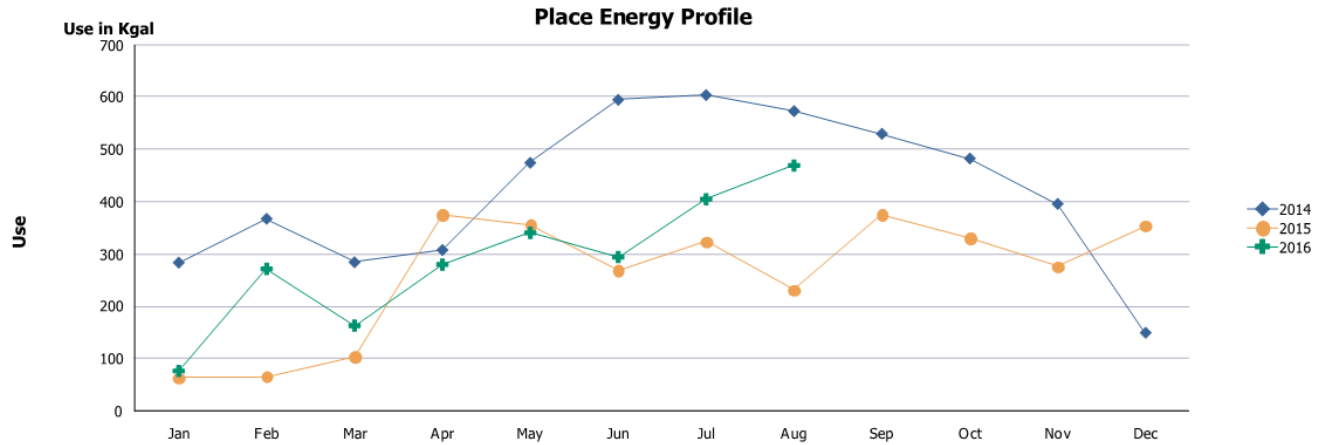


Year	Jan	Feb	Mar	Apr	May	Jun	Jul	Aug	Sep	Oct	Nov	Dec	Totals
2014	19,787	22,891	24,547	21,653	26,345	26,764	6,357	8,335	28,050	28,050	24,466	21,889	259,134
2015	18,480	21,611	23,482	21,333	22,470	21,541	7,662	9,413	28,954	30,586	23,259	21,078	249,869
2016	18,975	21,430	23,568	22,175	26,235	29,084	9,274	9,403	0	0	0	0	160,144
Totals	57,242	65,932	71,597	65,161	75,050	77,389	23,293	27,151	57,004	58,636	47,725	42,967	669,147

Totals:	1 MMBTU	\$3,297	\$3,130	\$167	5.1%
[WESTLAKEELEM_1] Westlake Elem					
Electric	9,403 KWH	\$10,082	\$3,748	\$6,334	62.8%
Water	627 CCF	\$4,260	\$2,860	\$1,399	32.9%

Electrical:

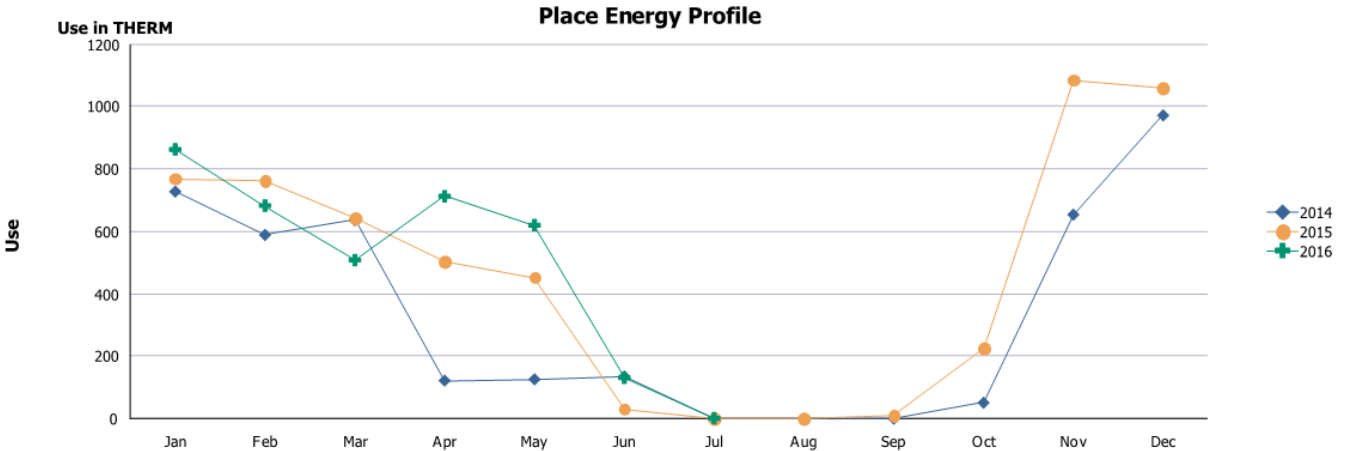
Place: [WESTLAKEELEM_1] Westlake Elem



Year	Jan	Feb	Mar	Apr	May	Jun	Jul	Aug	Sep	Oct	Nov	Dec	Totals
2014	284	367	284	307	474	595	604	573	530	483	396	150	5,046
2015	64	66	104	375	355	269	323	231	376	331	276	354	3,123
2016	76	272	163	280	340	294	405	469	0	0	0	0	2,299
Totals	423	705	551	962	1,169	1,158	1,332	1,273	905	813	672	503	10,467

Water:

Place: [WESTLAKEELEM_1] Westlake Elem



Year	Jan	Feb	Mar	Apr	May	Jun	Jul	Aug	Sep	Oct	Nov	Dec	Totals
2014	728	589	636	122	126	135	0	0	0	51	654	972	4,013
2015	769	762	643	504	453	31	0	0	10	225	1,086	1,059	5,542
2016	863	683	508	713	620	131	1	0	0	0	0	0	3,519
Totals	2,360	2,034	1,787	1,339	1,199	297	1	0	10	276	1,740	2,031	13,074

Gas:



Westlake Elementary School | Survey
 1571 East Potrero Road | Westlake Village, CA 91361
 Conejo Valley Unified School District
 December 16, 2016 - DRAFT (V3)

Energy Use

Core Facilities			
Item	Category	Existing Square Footage	Standard Square Footage Based on Planning 2- Semester Capacity
1	Food Prep & Serving Areas	122 Square Feet	1680 Square Feet
2	Indoor Dining	2608 Square Feet	2320 Square Feet
3	Lunch Shelter	1200 Square Feet	1740 Square Feet
4	Multi Purpose/Assembly/Auditorium	2608 Square Feet	3820 Square Feet
5	Library	792 Square Feet	1810 Square Feet
6	Administration	1458 Square Feet * (Office Square Footage)	1920 Square Feet * (Office Square Footage)
7	Gymnasium Building	NA	NA
8	Playground	5.66 Acres	1.52 Acres
9	Parking	27 Stalls	60 Stalls

*(Office Square Footage)

This calculation includes the Front Office/Main Office; Waiting Room/Space; Conference Room; Administrative Offices.

Core Facilities Summary

1. Food Prep & Serving Areas

The food prep and serving areas are currently undersized per District standards. Lunch time activities are divided into three periods; circulation may be improved.

2. Indoor Dining

Transitional kindergarten and Kindergarten students dine inside in the Multi-Purpose Building.

3. Lunch Shelter

The lunch shelter is undersized per district standards, and is undersized for the school's needs.

4. Multi Purpose/Assembly/Auditorium

The Multi-Purpose space is undersized per district standards, but functions well for the campus.

5. Library

The library is undersized per the district standards, but meets the needs of the school.

6. Administration

The administrative areas are slightly undersized per district standards. Offices are located in the main Administrative Building as well as in Classroom Buildings.

7. Gymnasium Building

N/A

8. Playground

Similar to many campuses in this complex, the playground area exceeds district standards. There is field space, two play structures and a hardcourt area.


9. Parking

The existing parking count is half of the district standard. By managing the traffic flow, the school has been able to mitigate the vehicular challenges common to the district.



Technology Summary:

The network infrastructure has been upgraded to meet current and future needs. Each building that has an IDF is connected to the MDF via 12 strands of single mode fiber. Every classroom has four locations with two CAT6 A cables along the wall and four cables in the ceiling. A 12 port switch is installed in each classroom to accommodate additional computers. All other instructional and office spaces have newly installed CAT6 A cables. Wireless access points have been installed in all indoor instructional and office spaces in a micro-cell arrangement to ensure the ability to support a 1 to 1 student to device rollout. Outdoor wireless coverage is currently being evaluated. Switch gear that support a 10Gbps backbone and 1Gbps Power Over Ethernet connections is installed in every IDF and MDF. The current speed of the backbone is limited to 1Gbps but can be increased with new fiber optic transceivers.



Technology Summary Continued:

Room Name	Computer	Quantity	Projector Model	Smartboard Model	Printer Model	Document Reader	Other	Wireless AP	Network Switch	Remarks
Classroom	Chromebooks	30								
Classroom	Dell Optiplex 3010		Epson 83+		Brother HL-2170W	Avermedia CP130		1 Aerohive		
Classroom	Chromebooks	30								
Classroom	Dell Optiplex 745			Smart UF75	Brother HL-2170W	Avermedia CP130				
Classroom	Chromebooks	30								
Classroom	Dell Optiplex 745			Smart UF75	Brother HL-2170W	Avermedia CP130				
Classroom	Chromebooks	30								
Classroom	Dell Optiplex 745			Smart UF75	Brother HL-2170W	Avermedia CP130				
Classroom	Chromebooks	30								
Classroom	Dell Optiplex 745		Sharp 70" LCD	Smart UF75	Brother HL-2170W	Avermedia CP130		1 Aerohive		
Classroom	Dell Optiplex 745			Smart Samsung TV	Brother HL-2170W	Avermedia CP130				
Classroom	Dell Optiplex 380	5								
	Dell Optiplex 745		Epson 83+		Brother HL-2170W	Avermedia CP130				
Classroom	Dell Optiplex 745		Epson 83+		Brother HL-2170W	Avermedia CP130				
Classroom	OPT380, OPT3080	6	Promethean Activpanel							
Classroom	Dell Optiplex 3110		Epson 83+		Brother HL-2170W	Avermedia CP130				
Classroom	Dell Optiplex 380	5								
Kindergarten	Dell Optiplex 745			Smart UF75	Brother HL-2170W	Avermedia CP130				
Kindergarten	OPT 790	4								
Library	Ipads	4	Epson ??		Brother ??			1 Aerohive		
Nurse	Dell OPT 780									
Reception	Dell OPT 780									
Principal's Office	Dell OPT 780							1 Aerohive		



BUILDING

- 1- MAIN BUILDING (ADMINISTRATION – LIBRARY – CLASSROOM – MULTI PURPOSE ROOM)
- 2- LUNCH SHELTER
- 3- CLASSROOM BUILDING
- 4- CLASSROOM BUILDING
- 5- DOUBLE UNIT MODULAR
- 6- DOUBLE UNIT MODULAR
- 7- # NOT IN USE
- 8- DOUBLE UNIT MODULAR
- 9- SHADE STRUCTURE

